

**SOCIAL CARE IN ACTION**

**CONSOLIDATED**

**REPORT AND FINANCIAL STATEMENTS**

**FOR THE YEAR ENDED**

**31 MARCH 2017**

**A COMPANY LIMITED BY GUARANTEE**

**COMPANY REGISTRATION NUMBER: 04526806**

**REGISTERED CHARITY NUMBER: 1096903**

**SOCIAL CARE IN ACTION**  
**FINANCIAL STATEMENTS**  
**FOR THE YEAR ENDED**  
**31 MARCH 2017**

<b>CONTENTS</b>	<b>Pages</b>
Report of the Trustees Incorporating the Strategic Review	1 - 11
Independent Auditor's Report	12 - 13
Consolidated Statement of Financial Activities	14 - 15
Consolidated Balance Sheet	16 - 17
Consolidated Statement of Changes in Equity	18
Consolidated Statement of Cash Flows	19
Notes to the Financial Statements	20 - 50
<b>For Management Purposes Only</b>	
Detailed Management Accounts	51

**SOCIAL CARE IN ACTION**  
**REPORT OF THE TRUSTEES**  
**FOR THE YEAR ENDED**  
**31 MARCH 2017**

The trustees are pleased to present their annual report and audited consolidated Financial Statements of the charitable company and its subsidiaries for the year ended 31 March 2017, which are also prepared to meet the requirements for a Directors' Report and Financial Statements for Companies Act purposes.

The Financial Statements comply with the Charities Act 2011, the Companies Act 2006, the Memorandum and Articles of Association and Accounting and Reporting by Charities: Statement of Recommended Practice applicable to charities preparing their Financial Statement in accordance with the Financial Reporting Standard applicable in the UK and Republic of Ireland (FRS 102) (effective 1 January 2015).

**REFERENCE AND ADMINISTRATIVE INFORMATION**

<b>Charity Name</b>	<b>Registered Office</b>
Social Care in Action	Amplevine House Dukes Road Southampton SO14 0ST
<b>Charity Registration Number</b>	
1096903	
<b>Company Registration Number</b>	
04526806	

**DIRECTORS AND TRUSTEES**

The directors of the charitable company, for the purposes of company law, are also its trustees for the purpose of charity law. The trustees who served during the year and since the year end are as follows:

L Judd	Chair		
R Hallett	Treasurer		
G Dibben	Secretary		
C Beech		Appointed	May 2016
A Brooker		Resigned	June 2016
D Chamberlain		Appointed	May 2016
E Hickman			
W Hughes			
D Lodge			
M W J Morgan		Resigned	July 2016
M Patel			
M Venables			

**SOCIAL CARE IN ACTION**  
**REPORT OF THE TRUSTEES**  
**(CONTINUED)**

**FOR THE YEAR ENDED**  
**31 MARCH 2017**

**SECRETARY**

G Dibben

**GROUP REGISTERED SOCIETIES AND CHARITABLE COMPANIES**

S C A Care	Registered Society
S C A Trafalgar Dental Services	Registered Society
S C A Transport Services	Registered Society
S C A Fenwick 2 Limited	Registered Society
Options Wellbeing Trust	Charitable Company
Southampton Healthy Living	Charitable Company

**SENIOR MANAGEMENT TEAM**

R Marriott	Chief Executive	App September 2015
L Coleman	Acting Group Finance Director	Res July 2016
J Mills	Group Finance Director	App July 2016
K McCarthy	Group Human Resources Manager	
F Price	S C A Fenwick 2 Limited's Centre Director; and Social Care in Action's Operations Director	
W Bolt	S C A Fenwick 2 Limited's Centre Manager	
M Wrycraft	S C A Transport Services' Managing Director	
J Powell	S C A Trafalgar Dental Services' Clinical Director	
B Pearce	S C A Trafalgar Dental Services' Operations Manager	Res March 2017
S Ball	S C A Trafalgar Dental Services' Clinical Governance Manager	
S Ecclestone	S C A Care's Operations Manager	
N Keeley	Options Wellbeing Trust Operations Director	

**OUR ADVISORS****Auditor**

Abraham and Dobell  
230 Shirley Road  
Southampton

**Banker**

The Royal Bank of Scotland  
156 High Street  
Southampton

**SOCIAL CARE IN ACTION**  
**REPORT OF THE TRUSTEES**  
**(CONTINUED)**  
**FOR THE YEAR ENDED**  
**31 MARCH 2017**

**STRATEGIC REVIEW**

The charitable company presents its Report and Strategic Review.

**AIMS AND OBJECTIVES**

The charitable company's aims and objectives are:

- the advancement of health and the relief of those in need by reason of youth, age, ill-health, disability, financial hardship or other disadvantage for the public benefit in particular, but not limited to the practice and provision of health, education, care or community services; and
- to provide or assist in the provision of facilities in the interests of social welfare for recreation or other leisure time occupation of individuals who have need of such facilities by reason of their youth, age, infirmity or disability, financial hardship or social circumstances with the object of improving their conditions of life.

**Public Benefit Statement**

Our main activities and who we try to benefit are described above.

Our charitable activities focus on care in the community, transport, dentistry, training, counselling services and operating a wellbeing centre.

All of our activities are undertaken to further our charitable purposes for the public benefit. In shaping our objectives and planning our activities, the trustees have considered the Charity Commission's guidance on public benefit including the guidance 'Public Benefit: Running a Charity (PB2)'.

**ACHIEVEMENTS AND PERFORMANCE**

In a climate of continuing financial challenges, demographic challenges of an ever increasing ageing population, social policy changes of how to look after an increasingly ageing population and political challenges in the transition to Brexit, Social Care in Action group of social enterprises (SCA) is continuing to flourish.

**SOCIAL CARE IN ACTION**  
**REPORT OF THE TRUSTEES**  
**(CONTINUED)**  
**FOR THE YEAR ENDED**  
**31 MARCH 2017**

**ACHIEVEMENTS AND PERFORMANCE (CONTINUED)**

In October 2016, SCA celebrated its 25th Anniversary and held our AGM at Victoria Country Park in Southampton. We invited Rev. Brian Strevens, the founder of SCA, to share how the group began, how it grew from humble beginnings to the group it is today. Councillor Satvir Kaur from Southampton City Council spoke about the future of services and the important part that SCA plays in the community.

SCA is now two years into its five year strategy (published in 2016). We are on track to increase our growth and reach across Southern England.

We have restructured, reviewed and revised our systems, particularly in Care and Finance, enabling greater efficiencies and effectiveness in all we do.

The year to 31 March 2017 has seen SCA diversify with the merger into the SCA group of social enterprises of Options Wellbeing Trust, a charitable company specialising in counselling services particularly for gambling addictions. This diversification has increased our reach to Portsmouth, Oxfordshire and Milton Keynes.

SCA is also the lead partner in the Cobbett Road Hub and Library. We took over the running of the Library in June 2016, from Southampton City Council, ensuring the Library remains open. It is the only Library to house a drama company, Unexpected Places. We work closely with the community and Friends of Cobbett Road; and are represented on the Cobbett Road Hub and Library Advisory Group.

We were successful in receiving a grant from the Impact Readiness Fund. This enabled us to implement a new data programme, Sinzer, to evidence our impact and Social Return on Investment for our Reablement Service. This led to a contract with Southampton City Council to support people home from hospital and help them regain their strength to remain independent.

The work we have completed in this year puts the SCA group of social enterprises in a strong position to win future contracts and increase self-funded packages to enable individuals to maintain their independence, and maintain their health and wellbeing for longer, in their communities.

For a greater explanation and understanding of the detailed achievements and performance of the SCA group of social enterprises, reference should be made to the Reports and Financial Statements for the individual registered societies and charitable companies that comprise the SCA group of social enterprises.

**SOCIAL CARE IN ACTION**  
**REPORT OF THE TRUSTEES**  
**(CONTINUED)**  
**FOR THE YEAR ENDED**  
**31 MARCH 2017**

## **FINANCIAL REVIEW**

### **Social Care in Action (Group)**

These Financial Statements reflect the financial activity of Social Care in Action as a group of social enterprises and individually, whose activities are primarily training, employment enabling, advocacy and consultancy work. These consolidated Financial Statements for the S C A group of social enterprises reflect the combined income and expenditure of the businesses, its activities and impacts. The S C A group of social enterprises achieved a surplus of £1,188,615 in the year to 31 March 2017 (2016 restated - deficit of £(301,987)).

The group achieved an increase of income in the year ended 31 March 2017 with incoming resources of £8,791,241 compared to £7,897,631 in the previous year. Expenditure fell to £7,602,629, compared to £8,199,603 restated in the previous year. The group, however, achieved a surplus of £1,188,615 in the year to 31 March 2017 (2016 restated - deficit of £(301,987)).

The group now has a total reserve of £1,861,349 at 31 March 2017 compared to £672,734 at 31 March 2016.

The trustees are pleased with the surplus achieved for the year and the financial stability of the group.

### **Social Care in Action (Parent Company)**

The charitable company's income decreased in the year to 31 March 2017 to £891,447, compared with £938,695 in the previous year.

Expenditure also decreased to £817,060 compared to £839,528 in the previous year.

This resulted in the charitable company achieving a surplus of £74,387, compared with £99,167 in the previous year.

The society has a total reserve of £183,406 at 31 March 2017 compared to £109,019 at 31 March 2016.

The trustees are pleased with the surplus achieved for the year and the financial stability of the charitable company.

The individual societies' and charitable companies' results can be summarised as follows:

### **S C A Care**

The society, S C A Care, achieved a surplus of £13,843 in the year to 31 March 2017 (2016 restated - deficit of £(483,098)). This society has a total reserve of £115,442 at 31 March 2017 compared to £101,599 (restated) at 31 March 2016.

### **S C A Fenwick 2 Limited**

The society, S C A Fenwick 2 Limited, achieved a surplus of £21 in the year to 31 March 2017 (2016 - £2,766). The society has a total reserve of £4,998 at 31 March 2017 compared to £4,977 at 31 March 2016.

**SOCIAL CARE IN ACTION**  
**REPORT OF THE TRUSTEES**  
**(CONTINUED)**  
**FOR THE YEAR ENDED**  
**31 MARCH 2017**

**FINANCIAL REVIEW (CONTINUED)**

**S C A Trafalgar Dental Services**

The society, S C A Trafalgar Dental Services, achieved a surplus of £57,313 in the year to 31 March 2017 (2016 - £76,343). The society has a total reserve of £357,826 at 31 March 2017 compared to £300,513 at 31 March 2016.

**S C A Transport Services**

The society, S C A Transport Services, achieved a surplus of £10,897 in the year to 31 March 2017 (2016 - £2,835). The society has a total reserve of £167,523 at 31 March 2017 compared to £156,626 at 31 March 2016.

**Options Wellbeing Trust**

The charitable company, Options Wellbeing Trust, achieved a surplus of £518,465 in the year to 31 March 2017 (2016 - deficit of £(52,005)). The charitable company has a total reserve of £1,032,154 at 31 March 2017 compared to £513,689 at 31 March 2016.

**Principal Funding Sources**

The principal funding sources for the individual charitable company are currently by way of training sales to S C A Care and S C A Trafalgar Dental Services. Social Care in Action was grateful for the grant from Big Society for Impact Readiness. These funds have been invaluable in securing contracts during the year within the group.

**Investment Powers and Policy**

The trustees do not consider it prudent, at this stage, to invest income for the longer term. The policy for investment is, therefore, to retain funds as cash and place them on bank deposit at the best rate obtainable.

**Reserves Policy and Going Concern**

It is the policy of the charitable company to aim towards maintaining unrestricted funds, which are the free reserves of the charitable company, at a level where unrestricted funds will be sufficient to meet its outgoing expenses.

The trustees are considering ways in which additional unrestricted funds could be raised. The level of reserves is part of the charitable company's business planning, budgeting and forecasting process. It takes into account:

- risks associated with each stream of income and expenditure being different from that budgeted;
- planned activity levels; and
- organisational commitments.

The trustees are of the view that the charitable company and group are a going concern.

**SOCIAL CARE IN ACTION**  
**REPORT OF THE TRUSTEES**  
**(CONTINUED)**  
**FOR THE YEAR ENDED**  
**31 MARCH 2017**

**PLANS FOR FUTURE PERIODS**

The Social Care in Action group of social enterprises (SCA) has many exciting plans and opportunities for the forthcoming year and beyond. These areas, in particular, are:

- **Southampton Healthy Living 2017-2020**  
 This will see the development of the Behaviour Changing contract for Southampton. SCA is the lead organisation programme managing a partnership approach delivered with Solent NHS Trust and Southampton Voluntary Services. A key element of this bid was to ensure that there is a bottom up and top down approach developed to enable individuals and communities to engage around stopping smoking, weight management, alcohol reduction and increase physical activity. The value of this contract is £1.1m per year.
- **Reablement 2017-2018**  
 S C A Care were successful in demonstrating the impact and increased social return on investment for enabling individuals to be discharged from hospital and empowered to live with support in their own homes. This resulted in a contract to the value of £200,000.
- **Extra Care 2017-2021**  
 S C A Care successfully bid for a contract to deliver Extra Care support to individuals in the New Forest at Lymington, New Milton and Totton. This is worth £700,000 per year for the next four years.
- **Older Persons Offer**  
 Southampton City Council will be tendering their Older Persons Offer. SCA are developing a consortium to bid to develop an innovative approach for this service which will replace the day care and transport service element supporting day care centres.

In the longer term SCA, in line with its strategic document produced for 2016-2021, are half way through the time period and have successfully grown and diversified, increasing the sustainability and social enterprise supporting people in their communities.

**SOCIAL CARE IN ACTION**  
**REPORT OF THE TRUSTEES**  
**(CONTINUED)**  
**FOR THE YEAR ENDED**  
**31 MARCH 2017**

**STRUCTURE, GOVERNANCE AND MANAGEMENT**

**Governing Document**

The company is a charitable company limited by guarantee, incorporated on 5 September 2002 and registered as a charity on 8 April 2003. The charitable company was established under a Memorandum of Association which established the objectives and powers of the charitable company and is governed under its Articles of Association.

In the event of the charitable company being wound up, members are required to contribute an amount not exceeding £1.

**Recruitment and Appointment of Trustees**

The directors of the company are also charity trustees for the purposes of charity law and, under the charitable company's Articles, are known as members of the Board. The directors are reappointed in accordance with the Memorandum and Articles of Association.

**Trustee Induction and Training**

A programme is employed for the induction of new trustees. This includes visiting the offices, meeting staff and observing how the charitable company operates. It also encompasses a full induction in the charitable company's policies and procedures and involves examining the business plan.

Updates on the responsibilities of the trustees are provided as appropriate to developments in statute and best practice.

**Organisational Structure**

Social Care in Action has a Board which meets at least four times a year and which is responsible for the strategic direction and policy of the charitable company.

At present the Board comes from a variety of professional backgrounds relevant to the work of the charitable company.

Day to day operations and responsibilities are delegated to the Senior Management Team, who are responsible for ensuring the charitable company delivers the services specified, meets key performance targets and stays within the agreed budgets.

**SOCIAL CARE IN ACTION**  
**REPORT OF THE TRUSTEES**  
**(CONTINUED)**  
**FOR THE YEAR ENDED**  
**31 MARCH 2017**

**STRUCTURE, GOVERNANCE AND MANAGEMENT (CONTINUED)**

**Risk Management**

The trustees have conducted a review of the major risks to which the charitable company is exposed. Where appropriate, systems or procedures have been established to mitigate the risks the charitable company faces. Significant external risks have led to the development of a strategic plan. Internal control risks are minimised by the implementation of procedures for authorisation of all transactions and projects.

**Related Parties**

Social Care in Action is a member of the S C A group of social enterprises. The other members of the group, who are all Registered Societies under the Co-operative and Community Benefit Societies Act 2014, are S C A Care, S C A Transport Services, S C A Trafalgar Dental Services and S C A Fenwick 2 Limited, along with Options Wellbeing Trust and Southampton Healthy Living, who are companies Limited by Guarantee and Registered Charities.

The charitable companies and registered societies are all operated and managed on a unified basis with Social Care in Action acting as the parent body.

**Key Management and Personnel Remuneration**

The directors consider the board of directors, who are the charitable company's trustees and the senior management team, comprise the key management personnel of the charitable company in charge of directing and controlling, running and operating the charitable company on a day to day basis. All directors give their time freely as trustees in the year.

**Pay Policy for Senior Staff**

The trustees review the remuneration of senior staff periodically on the basis of the performance of the individual concerned and the charitable company and group as a whole.

**RESPONSIBILITIES OF TRUSTEES**

The trustees (who are also directors of Social Care in Action for the purposes of company law) are responsible for preparing the annual Report of the Trustees and the Financial Statements in accordance with applicable law and United Kingdom Accounting Standards (United Kingdom Generally Accepted Accounting Practice).

**SOCIAL CARE IN ACTION**

**REPORT OF THE TRUSTEES**  
**(CONTINUED)**

**FOR THE YEAR ENDED**  
**31 MARCH 2017**

**RESPONSIBILITIES OF TRUSTEES (CONTINUED)**

Company law requires the trustees to prepare Financial Statements for each financial year. Under company law the trustees must not approve the Financial Statements unless they are satisfied that they give a true and fair view of the state of affairs of the charitable company and of the incoming resources and application of resources, including the income and expenditure, of the charitable company for that period. In preparing these Financial Statements the trustees are required to:

- select suitable accounting policies and then apply them consistently;
- observe the methods and principles in the Charities SORP (FRS 102);
- make judgements and estimates that are reasonable and prudent;
- state whether applicable UK accounting standards have been followed, subject to any material departures disclosed and explained in the Financial Statements; and
- prepare the Financial Statements on the going concern basis, unless it is inappropriate to presume that the charitable company will continue in business.

The trustees are responsible for maintaining proper accounting records which disclose with reasonable accuracy, at any time, the financial position of the charitable company and to enable them to ensure that the Financial Statements comply with the Companies Act 2006. They are also responsible for safeguarding the assets of the charitable company and hence taking reasonable steps for the prevention and detection of fraud and other irregularities.

The trustees are responsible for the maintenance and integrity of the corporate and financial information included on the charitable company's website. Legislation in the United Kingdom governing the preparation and dissemination of the Financial Statements may differ from legislation in other jurisdictions.

**Statement as to Disclosure to our Auditors**

In so far as the trustees are aware, at the time of approving our Report of the Trustees:

- there is no relevant information, being information needed by the auditor in connection with preparing their report, of which the charitable company's and group's auditor is unaware; and
- the trustees, having made enquiries of fellow directors and the group's auditor that they ought to have individually taken, have each taken all steps that he/she is obliged to take as a director in order to make themselves aware of any relevant audit information and to establish that the charitable company's and group's auditor is aware of that information.

**SOCIAL CARE IN ACTION**  
**REPORT OF THE TRUSTEES**  
**(CONTINUED)**  
**FOR THE YEAR ENDED**  
**31 MARCH 2017**

**AUDITOR**

A resolution is being put to the forthcoming Annual General Meeting to review the group's auditor.

Approved by the trustees on 4 October 2017 and signed on their behalf by:



.....  
**L JUDD**  
**CHAIR**



.....  
**R HALLETT**  
**TREASURER**



.....  
**G DIBBEN**  
**SECRETARY**

**INDEPENDENT AUDITOR'S REPORT****TO THE MEMBERS OF  
SOCIAL CARE IN ACTION****FOR THE YEAR ENDED  
31 MARCH 2017**

We have audited the group and parent Financial Statements of Social Care in Action for the year ended 31 March 2017, which comprise the Consolidated Group and Parent Statement of Financial Activities, the Consolidated Group and Parent Balance Sheet, the Consolidated Statement of Changes in Equity, the Consolidated Group and Parent Statement of Cash Flows and the related notes. The financial reporting framework that has been applied in their preparation is applicable law and United Kingdom Accounting Standards (United Kingdom Generally Accepted Accounting Practice).

This report is made solely to the charitable company's members as a body, in accordance with Chapter 3 of Part 16 of the Companies Act 2006. Our audit work has been undertaken so that we might state to the charitable company's members, those matters we are required to state to them in an auditor's report and for no other purpose. To the fullest extent permitted by law, we do not accept or assume responsibility to anyone other than the charitable company's members as a body, for our audit work, for this report or for the opinions we have formed.

**RESPECTIVE RESPONSIBILITIES OF TRUSTEES AND AUDITOR**

As explained more fully in the Trustees' Responsibilities Statement set out on pages 9 and 10, the Trustees (who are also the directors of the charitable company for the purposes of company law) are responsible for the preparation of the group and parent Financial Statements and for being satisfied that they give a true and fair view.

Our responsibility is to audit and express an opinion on the group and parent Financial Statements in accordance with applicable law and International Standards on Auditing (UK and Ireland). Those standards require us to comply with the Auditing Practices Board's Ethical Standards for Auditors.

**SCOPE OF THE AUDIT OF THE FINANCIAL STATEMENTS**

An audit involves obtaining evidence about the amounts and disclosures in the Financial Statements sufficient to give reasonable assurance that the Financial Statements are free from material misstatement, whether caused by fraud or error. This includes an assessment of: whether the accounting policies are appropriate to the group's and the parent charitable company's circumstances and have been consistently applied and adequately disclosed; the reasonableness of significant accounting estimates made by the Trustees; and the overall presentation of the Financial Statements. In addition, we read all the financial and non-financial information in the Report of the Trustees to identify material inconsistencies with the audited Financial Statements and to identify any information that is apparently materially incorrect based on, or materially inconsistent with, the knowledge acquired by us in the course of performing the audit. If we become aware of any apparent material misstatements or inconsistencies we consider the implications for our report.

**INDEPENDENT AUDITOR'S REPORT  
(CONTINUED)**

**TO THE MEMBERS OF  
SOCIAL CARE IN ACTION**

**FOR THE YEAR ENDED  
31 MARCH 2017**

**OPINION ON FINANCIAL STATEMENTS**

In our opinion, the group and parent Financial Statements:

- give a true and fair view of the state of the group's and the parent charitable company's affairs as at 31 March 2017 and of the group's and the parent's charitable company's incoming resources and application of resources, including its income and expenditure, for the year then ended;
- have been properly prepared in accordance with United Kingdom Generally Accepted Accounting Practice; and
- have been prepared in accordance with the requirements of the Companies Act 2006.

**OPINION ON OTHER MATTERS PRESCRIBED BY THE COMPANIES ACT 2006**

In our opinion, based on the work undertaken in the course of the audit:

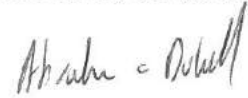
- the information given in the Report of the Trustees including the Strategic Report for the financial year for which the group and parent Financial Statements are prepared is consistent with the group and parent Financial Statements; and
- the Report of the Trustees including the Strategic Report have been prepared in accordance with applicable legal requirements.

**MATTERS ON WHICH WE ARE REQUIRED TO REPORT BY EXCEPTION**

In the light of the knowledge and understanding of the charitable company and its environment obtained in the course of the audit, we have not identified material misstatements in the Report of the Trustees including the Strategic Report.

We have nothing to report in respect of the following matters where the Companies Act 2006 requires us to report to you if, in our opinion:

- adequate accounting records have not been kept by the parent charitable company or returns adequate for our audit have not been received from branches not visited by us;
- the parent charitable company Financial Statements are not in agreement with the accounting records and returns;
- certain disclosures of trustees' remuneration specified by law are not made; or
- we have not received all the information and explanations we require for our audit.

**D J MANT**

**Senior Statutory Auditor**

**230 Shirley Road  
Southampton  
SO15 3HR**

**For and on behalf of Abraham & Dobell, Statutory Auditor**

**4 October 2017**

## SOCIAL CARE IN ACTION

**STATEMENT OF FINANCIAL ACTIVITIES**  
**(INCORPORATING CONSOLIDATED AND PARENT INCOME AND EXPENDITURE ACCOUNT)**

**FOR THE YEAR ENDED**  
**31 MARCH 2017**

**Consolidated**

	Notes	Unrestricted Funds 2017 £	Restricted Funds 2017 £	Total Funds 2017 £	Total Funds 2016 Restated £
<b>INCOME</b>					
Donations and legacies	2	942,319	-	942,319	1,804
Charitable activities	3	7,605,692	52,482	7,658,174	7,801,784
Investment income	5	106,026	-	106,026	92,318
<b>Other Income</b>					
Gain on disposal of fixed assets		84,722	-	84,722	1,725
<b>TOTAL INCOME</b>		8,738,759	52,482	8,791,241	7,897,631
<b>EXPENDITURE</b>					
Charitable activities	6	7,573,637	28,992	7,602,629	8,199,603
<b>TOTAL EXPENDITURE</b>		7,573,637	28,992	7,602,629	8,199,603
<b>NET INCOME/(EXPENDITURE) FOR THE YEAR BEFORE TAXATION</b>	8	1,165,122	23,490	1,188,612	(301,972)
Corporation tax	10	(3)	-	(3)	15
<b>NET MOVEMENT IN FUNDS</b>		1,165,125	23,490	1,188,615	(301,987)
<b>RECONCILIATION OF FUNDS</b>					
Total funds brought forward		672,734	-	672,734	974,721
<b>TOTAL FUNDS CARRIED FORWARD</b>		1,837,859	23,490	1,861,349	672,734

The Statement of Financial Activities includes all gains and losses in the year. All income and expenditure derive from continuing activities.

## SOCIAL CARE IN ACTION

**STATEMENT OF FINANCIAL ACTIVITIES**  
**(INCORPORATING CONSOLIDATED AND PARENT INCOME AND EXPENDITURE ACCOUNT)**  
**(CONTINUED)**

**FOR THE YEAR ENDED**  
**31 MARCH 2017**

**Charitable Company**

	Notes	Unrestricted Funds 2017 £	Restricted Funds 2017 £	Total Funds 2017 £	Total Funds 2016 £
<b>INCOME</b>					
<b>Charitable Activities</b>					
Education, training and other fees and grants	3	194,003	52,482	246,485	195,240
<b>Income from Other Trading Activities</b>					
Inter-group society charges	4	644,632	-	644,632	743,202
Investment income	5	330	-	330	253
<b>TOTAL INCOME</b>		838,965	52,482	891,447	938,695
<b>EXPENDITURE</b>					
Charitable activities	6	788,068	28,992	817,060	839,528
<b>TOTAL EXPENDITURE</b>		788,068	28,992	817,060	839,528
<b>NET INCOME FOR THE YEAR</b>	8	50,897	23,490	74,387	99,167
<b>NET MOVEMENT IN FUNDS</b>		50,897	23,490	74,387	99,167
<b>RECONCILIATION OF FUNDS</b>					
Total funds brought forward		109,019	-	109,019	9,852
<b>TOTAL FUNDS CARRIED FORWARD</b>		159,916	23,490	183,406	109,019

The Statement of Financial Activities includes all gains and losses in the year. All income and expenditure derive from continuing activities.

## SOCIAL CARE IN ACTION

## CONSOLIDATED AND PARENT BALANCE SHEET

AS AT 31 MARCH 2017

	Notes	Consolidated 2017 £	2016 Restated £	Charitable Company 2017 £	2016 £
<b>FIXED ASSETS</b>					
Tangible fixed assets	11	1,873,156	1,247,835	32,562	10,191
Intangible assets	12	40,000	50,000	-	-
Investments	13	-	-	4	4
<b>TOTAL FIXED ASSETS</b>		<b>1,913,156</b>	<b>1,297,835</b>	<b>32,566</b>	<b>10,195</b>
<b>CURRENT ASSETS</b>					
Stock		19,503	15,516	-	-
Debtors	14	555,078	614,402	101,731	231,936
Cash at bank and in hand		1,995,076	1,554,981	517,173	389,023
<b>TOTAL CURRENT ASSETS</b>		<b>2,569,657</b>	<b>2,184,899</b>	<b>618,904</b>	<b>620,959</b>
<b>LIABILITIES</b>					
Creditors: Amounts falling due within one year	15	1,935,856	1,502,455	443,843	522,135
<b>NET CURRENT ASSETS</b>		<b>633,801</b>	<b>682,444</b>	<b>175,061</b>	<b>98,824</b>
<b>TOTAL ASSETS LESS CURRENT LIABILITIES</b>		<b>2,546,957</b>	<b>1,980,279</b>	<b>207,627</b>	<b>109,019</b>
<b>CREDITORS: Amounts falling due after more than one year</b>	17	<b>685,590</b>	<b>1,307,519</b>	<b>24,221</b>	<b>-</b>
<b>NET ASSETS</b>	22	<b>1,861,367</b>	<b>672,760</b>	<b>183,406</b>	<b>109,019</b>

## SOCIAL CARE IN ACTION

CONSOLIDATED AND PARENT BALANCE SHEET  
(CONTINUED)

AS AT 31 MARCH 2017


	Notes	Consolidated 2017 £	2016 Restated £	Charitable Company 2017 £	2016 £
<b>THE FUNDS OF THE CHARITABLE COMPANY</b>					
Members' shares	23	18	26	-	-
Unrestricted Income Funds:	24				
- General funds		1,616,330	672,734	159,916	109,019
- Revaluation reserve		<u>221,529</u>	<u>-</u>	<u>-</u>	<u>-</u>
Total Unrestricted Income Funds		1,837,859	672,734	159,916	109,019
Restricted income funds	24	23,490	-	23,490	-
<b>TOTAL CHARITABLE COMPANY FUNDS</b>		<u>1,861,367</u>	<u>672,760</u>	<u>183,406</u>	<u>109,019</u>

The trustees have prepared group Financial Statements in accordance with section 398 of the Companies Act 2006 and section 138 of the Charities Act 2011. These Financial Statements constitute the annual Financial Statements required by the Companies Act 2006 and are for circulation to members of the charitable company.


The consolidated Balance Sheet incorporates all the charitable companies and registered societies within the S C A Group.

The notes on page 20 to 50 form part of these Financial Statements.

Approved by the trustees on 4 October 2017 and signed on their behalf by:

  
.....  
**L JUDD**  
**CHAIR**

  
.....  
**R HALLETT**  
**TREASURER**

  
.....  
**G DIBBEN**  
**SECRETARY**

## SOCIAL CARE IN ACTION

## CONSOLIDATED STATEMENT OF CHANGES IN EQUITY

FOR THE YEAR ENDED  
31 MARCH 2017

	Members' Shares £	Unrestricted Funds £	Restricted Funds £	Total Funds £
At 1 April 2015	27	974,721	-	974,748
Net change in members' shares for the year	(1)	-	-	(1)
Net movement in funds for the year (restated)	-	(301,987)	-	(301,987)
	—	—	—	—
At 31 March 2016	26	672,734	-	672,760
Net change in members' shares for the year	(8)	-	-	(8)
Net movement in funds for the year	-	1,165,125	23,490	1,188,615
	—	—	—	—
At 31 March 2017	18	1,837,859	23,490	1,861,367
	—	—	—	—

## SOCIAL CARE IN ACTION

## CONSOLIDATED AND PARENT STATEMENT OF CASH FLOWS

FOR THE YEAR ENDED  
31 MARCH 2017

	Notes	Consolidated 2017 £	2016 Restated £	Charitable Company 2017 £	2016 £
<b>CASH FLOWS FROM OPERATING ACTIVITIES</b>					
Net cash provided by operating activities	33	504,128	567,706	132,950	226,028
<b>CASH FLOWS FROM INVESTING ACTIVITIES</b>					
Proceeds from sale of property, plant and equipment		198,364	139,625	-	-
Purchase of property, plant and equipment		(161,705)	(215,109)	(28,800)	(6,921)
<b>NET CASH PROVIDED BY/(USED IN) INVESTING ACTIVITIES</b>		36,659	(75,484)	(28,800)	(6,921)
<b>CASH FLOWS FROM FINANCING ACTIVITIES</b>					
Cash (outflows) due to changes in members' shares		(8)	(1)	-	-
Repayments of borrowing		(51,875)	(135,675)	-	-
Cash inflows from new borrowing		24,000	-	24,000	-
Repayments of obligations under finance leases		(109,533)	(113,604)	-	-
Cash inflows from new finance leases		36,724	189,958	-	-
<b>NET CASH (USED IN)/PROVIDED BY FINANCING ACTIVITIES</b>		(100,692)	(59,322)	24,000	-
<b>Change in cash and cash equivalents in the year</b>		440,095	432,900	128,150	219,107
Cash and cash equivalents at the beginning of the year		1,554,981	1,122,081	389,023	169,916
<b>Cash and cash equivalents at the end of the year</b>	34	1,995,076	1,554,981	517,173	389,023

**SOCIAL CARE IN ACTION**  
**NOTES TO THE FINANCIAL STATEMENTS**  
**FOR THE YEAR ENDED**  
**31 MARCH 2017**

**1. ACCOUNTING POLICIES**

**Charity Information**

Social Care in Action is a charitable company established under its Memorandum and Articles of Association and registered with the Charity Commission and Companies House in England and Wales.

The principal address is Amplevine House, Dukes Road, Southampton, SO14 0ST.

The charitable company is a public benefit company.

The principal accounting policies adopted, judgements and key sources of estimation uncertainty in the preparation of the Financial Statements are as follows:

**(a) Basis of Preparation**

The Financial Statements have been prepared in accordance with Accounting and Reporting by Charities: Statement of Recommended Practice applicable to charities preparing their Financial Statements in accordance with the Financial Reporting Standard applicable in the UK and Republic of Ireland (FRS 102) (effective 1 January 2015) - (Charities SORP (FRS 102)), the Financial Reporting Standard applicable to the UK and Republic of Ireland (FRS 102) and the Companies Act 2006.

The Financial Statements are prepared in sterling, which is the functional currency of the charitable company. Monetary amounts are rounded to the nearest £.

Assets and liabilities are initially recognised at historical cost or transaction value unless otherwise stated in the relevant accounting policy note.

**(b) Reconciliation with Previous Generally Accepted Accounting Practice**

In preparing the Financial Statements the trustees have considered whether, in applying the accounting policies required by FRS 102 and the Charities SORP FRS 102, the restatement of comparative items was required at 1 April 2014. The transition to FRS 102 has resulted in no change to the charitable company's net income/expenditure or net assets.

**(c) Group Financial Statements**

The consolidated Financial Statements incorporate the results of Social Care in Action and its related Registered Societies and charitable companies.

The consolidated entity is referred to as the S C A group of social enterprises (group).

# SOCIAL CARE IN ACTION

## NOTES TO THE FINANCIAL STATEMENTS (CONTINUED)

FOR THE YEAR ENDED  
31 MARCH 2017

### 1. ACCOUNTING POLICIES (CONTINUED)

#### (d) **Income**

All income is included in the Statement of Financial Activities when the charitable company is entitled to the income and the amount can be quantified with reasonable accuracy. The following specific policies are applied to particular categories of income:

- Donations and legacies are received by way of donations and are included in full in the Statement of Financial Activities when receivable.
- Income from charitable activities is accounted for when earned.
- Grants, where entitlement is not conditional on the delivery of a specific performance, are recognised when the charitable company becomes unconditionally entitled to the grant.
- Investment income is included when receivable.
- Donated services and facilities are included at the value to the charitable company where this can be quantified. The value of services provided by volunteers has not been included in these Financial Statements.

#### (e) **Expenditure**

Expenditure is recognised on an accruals basis as a liability is incurred. Expenditure includes any VAT which cannot be fully recovered and is reported as part of the expenditure to which it relates.

Expenditure on charitable activities comprises those costs incurred by the charitable company in the delivery of its activities and services for its beneficiaries. It includes both costs that can be allocated directly to such activities and those costs of an indirect nature necessary to support them.

Support costs are allocated between the expenditure categories of the Statement of Financial Activities on a basis designed to reflect the use of the resource. Costs relating to a particular activity are allocated directly, others are apportioned on an appropriate basis, eg floor areas, per capita or estimated usage as set out in Note 6.

Governance costs include those costs associated with meeting the constitutional and statutory requirements of the charitable company and include the audit fees and costs linked to the strategic management of the charitable company.

#### (f) **Goodwill**

Goodwill is calculated as the difference between the acquisition cost and the fair value of an asset. Goodwill is written-off as follows:

Totton Practice

over 10 years

## SOCIAL CARE IN ACTION

NOTES TO THE FINANCIAL STATEMENTS  
(CONTINUED)FOR THE YEAR ENDED  
31 MARCH 2017

## 1. ACCOUNTING POLICIES (CONTINUED)

(g) **Tangible Fixed Assets**

Tangible fixed assets are stated at cost, less accumulated depreciation and any accumulated impairment losses. The costs of minor additions are not capitalized.

Depreciation is provided at rates calculated to write off the cost of each asset over its expected useful life as follows:

Buses and motor vehicles	2 to 6 years
Office equipment	2 to 7 years
Computer equipment	3 to 4 years
Training equipment	4 years
Furniture, fixtures and fittings	3 to 4 years
Freehold buildings and property	50 years
Property improvements	5 to 15 years
Dental equipment	7 years

(h) **Stock**

Stock is valued at the lower of cost or net realisable value.

(i) **Debtors**

Trade and other debtors are recognised at the settlement amount due. Prepayments are valued at the amount prepaid net of any trade discounts due.

(j) **Cash at Bank and in Hand**

Cash at bank and in hand includes cash and short term highly liquid investments with a short maturity of three months or less from the date of acquisition or opening of the deposit or similar account.

(k) **Creditors and Provisions**

Creditors and provisions are recognised where the charitable company has a present obligation resulting from a past event that will probably result in the transfer of funds to a third party and the amount due to settle the obligation can be measured or estimated reliably. Creditors and provisions are normally recognised at their settlement amount after allowing for any trade discounts due.

(l) **Hire Purchase**

Assets held under hire purchase agreements are capitalized and disclosed under tangible fixed assets at their fair value. The capital element of the future payments is treated as a liability and the interest is charged to the Statement of Financial Activities on a straight line basis.

## SOCIAL CARE IN ACTION

NOTES TO THE FINANCIAL STATEMENTS  
(CONTINUED)FOR THE YEAR ENDED  
31 MARCH 2017

## 1. ACCOUNTING POLICIES (CONTINUED)

(m) **Finance Lease Agreements**

Assets held under finance leases where substantially all of the benefits and risks of ownership accrue to the lessee, are capitalised and disclosed under tangible fixed assets at their fair value. The assets are depreciated over the shorter of the lease term or their useful economic life. The capital element of the future payments is treated as a liability. The total finance charge for each lease is charged against surplus so as to produce a constant periodic rate of charge for each accounting period.

(n) **Operating Lease Agreements**

Rentals applicable to operating leases where substantially all of the benefits and risks of ownership remain with the lessor are charged against surplus as incurred.

(o) **Pension Costs**

The related society, S C A Care, and the related charitable company, Options Wellbeing Trust, both participate in the Hampshire County Council pension scheme which is a Defined Benefit Pension Scheme within a multi-employer plan.

Sufficient information is not available to measure the net defined liability for the obligations under the defined benefit plan and, therefore, the registered society and charitable company has accounted for the plan in the year to 31 March 2017 as if it were a defined contribution plan.

The registered society and the charitable company have entered into an agreement with the multi-employer plan provider that determines how the deficit is to be funded and this has been recognised as a liability in the consolidated Financial Statements.

(p) **Taxation**

The activities of the charitable company and its related societies and charitable companies, with the exception of S C A Fenwick 2 Limited, are exempt from Corporation Tax on their charitable activities.

(q) **Government Grants**

Grants that relate to specific expenditure are treated as deferred income, which is then credited to the Consolidated Statement of Financial Activities over the related assets' useful life. Other grants are credited to income when received.

(r) **Donated Services**

Donated services and facilities are included at the value to the charitable company where this can be quantified.

## SOCIAL CARE IN ACTION

NOTES TO THE FINANCIAL STATEMENTS  
(CONTINUED)FOR THE YEAR ENDED  
31 MARCH 2017

## 1. ACCOUNTING POLICIES (CONTINUED)

(s) **Fund Accounting**

Unrestricted funds consist of the general purposes fund and designated funds.

Designated funds are funds established by the trustees from time to time for specific projects or purposes, are not in any way restricted and any surplus or deficit will be transferred to/from the general purposes fund when the designated fund is closed.

Restricted Funds are funds subject to specific restrictions imposed by donors or by the purpose of the appeal.

(t) **Significant Judgements and Estimates**

Preparation of the Financial Statements may require management to make significant judgements and estimates. There are no items in the Financial Statements where judgements and estimates would have a significant effect on amounts recognised in the Financial Statements.

(u) **Financial Instruments**

The charitable company only has financial assets and financial liabilities of a kind that qualify as basic financial instruments. Basic financial instruments are initially recognised at transaction value and subsequently measured at their settlement value with the exception of bank loans, which are subsequently measured at amortised cost using the effective interest method.

## 2. DONATIONS AND LEGACIES

**Consolidated**

	<b>Unrestricted Funds 2017</b>	<b>Restricted Funds 2017</b>	<b>Total Funds 2017</b>	<b>Total Funds 2016 Restated</b>
	<b>£</b>	<b>£</b>	<b>£</b>	<b>£</b>
Donations	125	-	125	1,804
Donation from Options Wellbeing Trust	942,194	-	942,194	-
	<hr/>	<hr/>	<hr/>	<hr/>
	942,319	-	942,319	1,804
	<hr/>	<hr/>	<hr/>	<hr/>

Social Care in Action merged with Options Wellbeing Trust on 31 May 2016. At that date Options Wellbeing Trust had net assets of £942,194. This has been incorporated into the consolidated Financial Statements by way of a donation on the date of the merger.

## SOCIAL CARE IN ACTION

NOTES TO THE FINANCIAL STATEMENTS  
(CONTINUED)FOR THE YEAR ENDED  
31 MARCH 2017

## 2. DONATIONS AND LEGACIES (CONTINUED)

The donations and legacies income for the year to 31 March 2016 of £1,804 was unrestricted.

There were no donated services and facilities receivable which could be quantified in the year (2016 - £nil).

## 3. CHARITABLE ACTIVITIES

## Consolidated

	Unrestricted Funds 2017 £	Restricted Funds 2017 £	Total Funds 2017 £	Total Funds 2016 Restated £
Local Authority contracts	1,456,337	-	1,456,337	2,022,734
Customer contributions	851,560	-	851,560	840,256
NHS contracts	4,268,254	-	4,268,254	4,240,682
Private dental work	522,505	-	522,505	351,359
Private counselling	17,700	-	17,700	-
Dentists' licence fee	(1,545)	-	(1,545)	41,859
Fee income	45,999	-	45,999	38,681
Advocacy services	54,266	-	54,266	57,386
General consultancy	5,166	-	5,166	11,630
Sundry income	63,729	-	63,729	58,511
Use of buses	92,140	-	92,140	41,356
Dial-a-ride	21,537	-	21,537	20,027
Car share income	27,014	-	27,014	20,351
Grants received	181,030	52,482	233,512	51,575
Grants released	-	-	-	5,377
	<hr/>	<hr/>	<hr/>	<hr/>
	7,605,692	52,482	7,658,174	7,801,784
	<hr/>	<hr/>	<hr/>	<hr/>

## SOCIAL CARE IN ACTION

NOTES TO THE FINANCIAL STATEMENTS  
(CONTINUED)FOR THE YEAR ENDED  
31 MARCH 2017

## 3. CHARITABLE ACTIVITIES (CONTINUED)

## Charitable Company

	Unrestricted Funds 2017 £	Restricted Funds 2017 £	Total Funds 2017 £	Total Funds 2016 £
Fee income	74,261	-	74,261	74,649
Advocacy services	54,266	-	54,266	57,386
General consultancy	5,166	-	5,166	11,630
Grants received	60,310	52,482	112,792	51,575
	<hr/>	<hr/>	<hr/>	<hr/>
	194,003	52,482	246,485	195,240
	<hr/>	<hr/>	<hr/>	<hr/>

The charitable company has entered into service agreement contracts with government bodies and local authorities to provide the various services and specific deliverables that the charitable company provides. There were no unfilled conditions and/or other contingencies attaching to the grants that have been recognised in income.

The income received from charitable activities is split across the group and the charitable company's key activities as follows:

	Consolidated 2017 £	2016 Restated £	Charitable Company 2017 £	2016 £
Training and education	216,797	159,272	246,485	195,240
Care	2,041,192	2,553,293	-	-
Transport	431,779	422,780	-	-
Dental	4,810,032	4,645,928	-	-
Health and social welfare	15,923	20,511	-	-
Information and counselling	142,451	-	-	-
	<hr/>	<hr/>	<hr/>	<hr/>
	7,658,174	7,801,784	246,485	195,240
	<hr/>	<hr/>	<hr/>	<hr/>

The income from charitable activities in the year to 31 March 2016 of consolidated £7,801,784 and charitable company £195,240 was unrestricted.

## SOCIAL CARE IN ACTION

NOTES TO THE FINANCIAL STATEMENTS  
(CONTINUED)FOR THE YEAR ENDED  
31 MARCH 2017

## 4. INCOME FROM OTHER ACTIVITIES

## Charitable Company

	Unrestricted Funds 2017 £	Restricted Funds 2017 £	Total Funds 2017 £	Total Funds 2016 £
Income from group societies	644,632	-	644,632	743,202
	<hr/>	<hr/>	<hr/>	<hr/>

The income from other activities in the year to 31 March 2016 of £743,202 was unrestricted.

## 5 INVESTMENT INCOME

## Consolidated

	Unrestricted Funds 2017 £	Restricted Funds 2017 £	Total Funds 2017 £	Total Funds 2016 Restated £
Bank interest	983	-	983	1,440
Rent received	105,043	-	105,043	90,878
	<hr/>	<hr/>	<hr/>	<hr/>
	106,026	-	106,026	92,318
	<hr/>	<hr/>	<hr/>	<hr/>

## Charitable Company

	Unrestricted Funds 2017 £	Restricted Funds 2017 £	Total Funds 2017 £	Total Funds 2016 £
Bank interest	330	-	330	253
	<hr/>	<hr/>	<hr/>	<hr/>

The investment income in the year to 31 March 2016 of consolidated £92,318 and charitable company of £253 was unrestricted.

# SOCIAL CARE IN ACTION

## NOTES TO THE CONSOLIDATED FINANCIAL STATEMENTS (CONTINUED)

FOR THE YEAR ENDED  
31 MARCH 2017

### 6. ANALYSIS OF EXPENDITURE ON CHARITABLE ACTIVITIES

Consolidated	Central	Training & Education	Care	Transport	Dental	Health & Social Welfare	Information & Counselling	2017 Total	2016 Total Restated
Direct staff costs	£ 500,325	£ 28,848	£ 1,176,022	£ 417,630	£ 972,693	£ 53,152	£ 98,115	£ 3,246,785	£ 3,961,089
Consultancy	-	-	-	-	320,794	-	-	320,794	160,510
Transport costs	-	-	-	176,683	-	-	-	176,683	171,533
Dental costs	-	-	-	-	2,340,566	-	-	2,340,566	2,289,713
Other direct costs	-	-	19,030	6,882	-	-	-	25,912	22,439
Daycare club amenities	-	-	6,881	-	-	-	-	6,881	50,866
Motor and travel	-	-	60,271	-	-	-	-	60,271	65,960
Bad debts written-off	-	-	(19,490)	228	-	-	-	(19,262)	114,958
Support costs	235,191	17,998	200,252	101,185	748,190	54,965	53,708	1,411,489	1,336,156
Governance	3,972	897	11,860	3,555	6,946	2,130	3,150	32,510	26,379
	<u>739,488</u>	<u>47,743</u>	<u>1,454,826</u>	<u>706,163</u>	<u>4,389,189</u>	<u>110,247</u>	<u>154,973</u>	<u>7,602,629</u>	<u>8,199,603</u>

The expenditure on charitable activities in the year to 31 March 2016 of £8,199,603 was unrestricted.

**NOTES TO THE FINANCIAL STATEMENTS  
(CONTINUED)**

**FOR THE YEAR ENDED  
31 MARCH 2017**

**6. ANALYSIS OF EXPENDITURE ON CHARITABLE ACTIVITIES (CONTINUED)**

Charitable Company	Unrestricted Funds			Total Funds 2017 £	Total Funds 2016 £
	Management Costs 2017 £	Training & Education 2017 £	Restricted Funds 2017 £		
Staff salaries and training	500,325	28,848	-	529,173	561,162
Support costs	235,887	17,998	28,992	282,877	274,309
Governance	4,113	897	-	5,010	4,057
	<hr/>	<hr/>	<hr/>	<hr/>	<hr/>
	740,325	47,743	28,992	817,060	839,528
	<hr/>	<hr/>	<hr/>	<hr/>	<hr/>

The expenditure on charitable activities for the year to 31 March 2016 of £839,528 was unrestricted.

**7. ANALYSIS OF SUPPORT AND GOVERNANCE COSTS**

The charitable company identifies the costs of its support functions. It then identifies those costs which relate to the governance function. Having identified its governance costs, the remaining support costs, together with the governance costs, are applied to the charitable activities undertaken (see note 6) in the year. Refer to the table below for the basis of apportionment and the analysis of support and governance costs.

Consolidated	General Support £	Governance £	Total Funds £	Basis of Apportionment
Support staff costs	85,979	-	85,979	Time
Establishment costs	592,982	-	592,982	Usage
Administration expenses	253,303	1,160	254,463	Usage
Equipment and maintenance	59,098	-	59,098	Usage
Advertising and publicity	14,962	-	14,962	Usage
Recruitment expenses	66,220	-	66,220	Usage
Trust fees	-	1,580	1,580	Governance
Legal and professional fees	41,661	-	41,661	Usage
Audit fees	-	29,770	29,770	Governance
Bank charges and interest	62,238	-	62,238	Usage
Lease interest	15,879	-	15,879	Usage
Depreciation of fixed assets	209,167	-	209,167	Usage
Amortisation	10,000	-	10,000	Usage
	<hr/>	<hr/>	<hr/>	
	1,411,489	32,510	1,443,999	
	<hr/>	<hr/>	<hr/>	

## SOCIAL CARE IN ACTION

NOTES TO THE FINANCIAL STATEMENTS  
(CONTINUED)FOR THE YEAR ENDED  
31 MARCH 2017

## 7. ANALYSIS OF SUPPORT AND GOVERNANCE COSTS (CONTINUED)

## Charitable Company

	General Support £	Governance £	Total Funds £	Basis of Apportionment
Establishment costs	61,731	-	61,731	Usage
Administration expenses	151,985	1,010	152,995	Usage
Recruitment	12,028	-	12,028	Usage
Repairs and maintenance	13,593	-	13,593	Usage
Legal and professional fees	34,106	-	34,106	Usage
Audit fees	-	4,000	4,000	Governance
Bank charges and interest	3,005	-	3,005	Usage
Depreciation of fixed assets	6,429	-	6,429	Usage
	<hr/> 282,877	<hr/> 5,010	<hr/> 287,887	

## 8. NET INCOME FOR THE YEAR

This is stated after charging:

	Consolidated 2017 £	2016 Restated £	Charitable Company 2017 £	2016 £
Depreciation	209,167	225,642	6,429	3,458
Auditor's remuneration	29,770	24,306	4,000	3,596
	<hr/>	<hr/>	<hr/>	<hr/>

9. ANALYSIS OF STAFF COSTS, TRUSTEE REMUNERATION AND EXPENSES AND  
THE COST OF KEY MANAGEMENT PERSONNEL

	2017 £	2016 Restated £
<b>Consolidated</b>		
Salaries and other costs	3,038,505	3,297,500
Social Security costs	153,129	171,684
Pension costs	43,117	522,374
	<hr/>	<hr/>
	3,234,751	3,991,558
	<hr/>	<hr/>

## SOCIAL CARE IN ACTION

NOTES TO THE FINANCIAL STATEMENTS  
(CONTINUED)FOR THE YEAR ENDED  
31 MARCH 20179. ANALYSIS OF STAFF COSTS, TRUSTEE REMUNERATION AND EXPENSES AND  
THE COST OF KEY MANAGEMENT PERSONNEL (CONTINUED)**Consolidated (Continued)**

The number of employees whose emoluments amounted to over £60,000 was as follows:

	<b>2017 Numbers</b>		<b>2016 Numbers</b>	
	<b>Consolidated</b>	<b>Charitable Company</b>	<b>Consolidated Restated</b>	<b>Charitable Company</b>
£60,001 - £70,000	1	1	1	1
	—	—	—	—

The average number of employees during the year was as follows:

	<b>2017</b>	<b>2016 Restated</b>
Carers	84	94
Nurses	38	41
Drivers	38	40
Trainers and assessors	2	2
Administration	66	66
	—	—
	228	243
	—	—

No remuneration and expenses were paid to trustees from Social Care in Action or any group society or charitable company.

Certain members of the Management Committees of related societies within the S C A group of social enterprises, who are not trustees of Social Care in Action, have received remuneration and expenses in those societies. These details are disclosed in the relevant society's Financial Statements.

The Senior Management Team received total employee benefits of £365,339 (2016 - £336,000).

## SOCIAL CARE IN ACTION

NOTES TO THE FINANCIAL STATEMENTS  
(CONTINUED)FOR THE YEAR ENDED  
31 MARCH 20179. ANALYSIS OF STAFF COSTS, TRUSTEE REMUNERATION AND EXPENSES AND  
THE COST OF KEY MANAGEMENT PERSONNEL (CONTINUED)**Charitable Company**

Staff costs were as follows:

	2017 £	2016 £
Salaries and wages	487,991	475,915
Social Security costs	42,683	45,996
Pension costs	(1,501)	39,251
	<hr/>	<hr/>
	529,173	561,162
	<hr/>	<hr/>

One member of staff was paid more than £60,000 during the year (2016 - 1):

	2017	2016
£60,001 - £70,000	1	1
	<hr/>	<hr/>

The average number of employees during the year was as follows:

	2017	2016
Training manager	1	1
Trainers/assessors	2	2
Administration staff	18	15
	<hr/>	<hr/>
	21	18
	<hr/>	<hr/>

No remuneration or expenses were paid to trustees from Social Care in Action in the year to 31 March 2017 (2016 - £nil).

The Senior Management Team received total employee benefits of £155,150 (2016 - £142,000).

## SOCIAL CARE IN ACTION

NOTES TO THE FINANCIAL STATEMENTS  
(CONTINUED)FOR THE YEAR ENDED  
31 MARCH 2017

## 10. TAXATION

Social Care in Action is a charitable company registered with The Charity Commission in England & Wales (charity number 1096903). The charitable company is exempt from Corporation Tax on its charitable activities, reference XR86896.

The Financial Intermediaries and Claims Office of HM Revenue & Customs advised a number of years ago that the following societies had charitable status:

S C A Care	(Reference X 01428/91)
S C A Transport Services	(Reference XR 37023)
S C A Trafalgar Dental Services	(Reference XR 89817)

Options Wellbeing Trust and Southampton Healthy Living are exempt from Corporation Tax on their charitable activities.

S C A Fenwick 2 Limited is not classed as having charitable status at HM Revenue & Customs and its activities are, therefore, not exempt for taxation purposes.

Provision has been made for taxation arising in the year to 31 March 2017 as follows:

	Consolidated		Charitable Company	
	2017	2016	2017	2016
		Restated		
	£	£	£	£
Corporation Tax provision for the year at 20%	-	13	-	-
(Over)/Under provision in prior year	(3)	2	-	-
	—	—	—	—
	(3)	15	-	-
	—	—	—	—

**NOTES TO THE CONSOLIDATED FINANCIAL STATEMENTS**  
(CONTINUED)

**FOR THE YEAR ENDED**  
**31 MARCH 2017**

**11. TANGIBLE FIXED ASSETS**

<b>Consolidated</b>	<b>Freehold Land &amp; Property</b>	<b>Leasehold Property</b>	<b>Furniture, Fixtures &amp; Fittings</b>	<b>Buses &amp; Motor Vehicles</b>	<b>Computer Equipment</b>	<b>Office Equipment</b>	<b>Training Equipment</b>	<b>Dental Equipment</b>	<b>Total</b>
<b>Cost/Valuation</b>	<b>£</b>	<b>£</b>	<b>£</b>	<b>£</b>	<b>£</b>	<b>£</b>	<b>£</b>	<b>£</b>	<b>£</b>
At 1 April 2016	564,344	1,263,973	129,376	847,484	97,314	279,693	13,446	890,527	4,086,157
Additions	-	2,025	3,833	33,845	47,256	796	-	73,950	161,705
Acquisitions on merger	786,425	-	-	-	-	-	-	-	786,425
Disposals	(114,392)	-	(54,624)	(25,180)	(61,133)	(132,980)	(12,701)	(436,243)	(837,253)
At 31 March 2017	<u>1,236,377</u>	<u>1,265,998</u>	<u>78,585</u>	<u>856,149</u>	<u>83,437</u>	<u>147,509</u>	<u>745</u>	<u>528,234</u>	<u>4,197,034</u>
<b>Depreciation</b>									
At 1 April 2016	38,034	965,038	103,728	774,028	80,610	262,753	13,260	600,871	2,838,322
Charge for the year	19,211	44,661	12,997	30,880	12,307	15,073	186	73,852	209,167
Eliminated on disposal	(750)	-	(54,624)	(25,180)	(61,133)	(132,980)	(12,701)	(436,243)	(723,611)
At 31 March 2017	<u>56,495</u>	<u>1,009,699</u>	<u>62,101</u>	<u>779,728</u>	<u>31,784</u>	<u>144,846</u>	<u>745</u>	<u>238,480</u>	<u>2,323,878</u>
<b>Net Book Values</b>									
At 31 March 2017	<u>1,179,882</u>	<u>256,299</u>	<u>16,484</u>	<u>76,421</u>	<u>51,653</u>	<u>2,663</u>	<u>-</u>	<u>289,754</u>	<u>1,873,156</u>
At 31 March 2016	<u>526,310</u>	<u>298,935</u>	<u>25,648</u>	<u>73,456</u>	<u>16,704</u>	<u>16,940</u>	<u>186</u>	<u>289,656</u>	<u>1,247,835</u>

At 31 March 2017 the net book value of assets held under finance leases or hire purchase contracts amounts to £233,670 (2016 - £279,395). The depreciation charged on these assets during the year was £76,606 (2016 - £77,946).

**SOCIAL CARE IN ACTION****NOTES TO THE FINANCIAL STATEMENTS  
(CONTINUED)****FOR THE YEAR ENDED  
31 MARCH 2017****11. TANGIBLE FIXED ASSETS (CONTINUED)****Consolidated (Continued)**

During the year ended 31 March 2008, S C A Care received a grant of £850,000 from Hampshire Primary Care Trust. This grant was used to purchase The Fenwick Hospital, Pikes Hill, Lyndhurst for £850,000. No cost has been included in Freehold Land & Property as the grant received has been offset against the capital cost of The Fenwick Hospital.

Hampshire Primary Care Trust has taken a legal charge on The Fenwick Hospital. The legal charge provides that the full market value (at the time of disposal) from any future disposal of the property is returned to Hampshire Primary Care Trust. S C A Care granted a five year lease to S C A Fenwick 2 Limited on the property, which expired in March 2013.

S C A Fenwick 2 Limited will continue, under licence, to occupy the property on the same terms as the expired lease.

Options Wellbeing Trust owned four properties at the date of merger with Social Care in Action. Three properties in Southampton, Basingstoke and Eastleigh are included at the estimated fair value. The properties at Basingstoke and Eastleigh were valued by Vail Williams (chartered surveyors), whilst the property in Southampton was valued by the trustees based on relevant market information. These revaluations took place before the merger date.

All three properties are unencumbered, with the exception of the property in Southampton where Southampton City Council has a legal charge over the property representing a 20% interest in the property. The property's revaluation included in the group Financial Statements incorporates 80% of the total value of the property.

The fourth property in Lymington was disposed of after the merger with a gain being recorded of £83,922.

## SOCIAL CARE IN ACTION

NOTES TO THE FINANCIAL STATEMENTS  
(CONTINUED)FOR THE YEAR ENDED  
31 MARCH 2017

## 11. TANGIBLE FIXED ASSETS (CONTINUED)

## Charitable Company

	Office Computer Equipment £	Training Equipment £	Furniture & Equipment £	Total £
<u>Cost</u>				
At 1 April 2016	17,901	13,446	9,773	41,120
Additions	28,800	-	-	28,800
Disposals	(7,326)	(12,701)	(6,743)	(26,770)
At 31 March 2017	39,375	745	3,030	43,150
<u>Depreciation</u>				
At 1 April 2016	10,314	13,260	7,355	30,929
Charge for the year	5,486	186	757	6,429
Eliminated on disposal	(7,326)	(12,701)	(6,743)	(26,770)
At 31 March 2017	8,474	745	1,369	10,588
<u>Net Book Values</u>				
At 31 March 2017	30,901	-	1,661	32,562
At 31 March 2016	7,587	186	2,418	10,191

## SOCIAL CARE IN ACTION

NOTES TO THE FINANCIAL STATEMENTS  
(CONTINUED)FOR THE YEAR ENDED  
31 MARCH 2017

## 12. GOODWILL

	Consolidated Totton Practice £	Charitable Company £
<u>Cost/Valuation</u>		
At 1 April 2016 and 31 March 2017	100,000	-
	—	—
<u>Amortisation</u>		
At 1 April 2016	50,000	-
Charge for the year	10,000	-
	—	—
At 31 March 2017	60,000	-
	—	—
<u>Net Book Values</u>		
At 31 March 2017	40,000	-
	—	—
At 31 March 2016	50,000	-
	—	—

In March 2011 S C A Trafalgar Dental Services took over a dental practice in Totton, Hampshire. The society paid £100,000 by way of goodwill on acquiring the practice. Amortisation of the goodwill is over 10 years and commenced on 1 April 2011.

## 13. INVESTMENTS

	Consolidated 2017 £	2016 Restated £	Charitable Company 2017 £	2016 £
Members' shares of £1 each purchased	-	-	4	4
	—	—	—	—
	-	-	4	4
	—	—	—	—

## SOCIAL CARE IN ACTION

NOTES TO THE FINANCIAL STATEMENTS  
(CONTINUED)FOR THE YEAR ENDED  
31 MARCH 2017

## 13. INVESTMENTS (CONTINUED)

During the year ended 31 March 2012, Social Care in Action invested £1 to become a member of each of the following Registered Societies:

S C A Care  
S C A Transport Services  
S C A Trafalgar Dental Services  
S C A Fenwick 2 Limited

During the year ended 31 March 2017, Social Care in Action became members of Options Wellbeing Trust and Southampton Health Living, both companies limited by guarantee. The guarantee is limited to £10 and £1 respectively per member for each of these companies, payable on the winding-up of the company.

## 14. DEBTORS

	Consolidated		Charitable Company	
	2017	2016	2017	2016
		Restated		
	£	£	£	£
Trade debtors	270,786	345,999	3,600	1,717
Other debtors	5,074	14,080	-	-
Prepayments and accrued income	279,218	254,323	42,580	31,935
<b>Amounts due from Related Societies:</b>				
S C A Transport Services	-	-	24,489	66,062
S C A Trafalgar Dental Services	-	-	4,018	108,383
S C A Fenwick 2 Limited	-	-	10,000	23,839
Southampton Healthy Living	-	-	17,044	-
	<hr/>	<hr/>	<hr/>	<hr/>
	555,078	614,402	101,731	231,936
	<hr/>	<hr/>	<hr/>	<hr/>

## SOCIAL CARE IN ACTION

NOTES TO THE FINANCIAL STATEMENTS  
(CONTINUED)FOR THE YEAR ENDED  
31 MARCH 2017

## 15. CREDITORS: Amounts falling due within one year

	Consolidated 2017	2016 Restated	Charitable Company 2017	2016
	£	£	£	£
Bank loans and overdraft	524,832	51,534	-	-
Trade creditors	214,436	236,376	38,557	34,505
Hire purchase and finance leases	92,372	75,130	-	-
Other creditors	180,536	176,098	2,511	1,763
Social Security and other taxes	49,208	47,998	13,282	9,553
VAT	1,154	11,235	8,192	19,812
Accruals	833,228	854,450	20,009	21,575
Deferred income (Note 16)	15,615	33,521	-	12,664
Corporation Tax	-	13	-	-
Pension liability and contribution	24,475	16,100	-	-
<b>Amounts due to Related Societies:</b>				
S C A Care	-	-	361,292	422,263
	<hr/>	<hr/>	<hr/>	<hr/>
	1,935,856	1,502,455	443,843	522,135
	<hr/>	<hr/>	<hr/>	<hr/>

## 16. MOVEMENTS IN DEFERRED INCOME

	Consolidated 2017	2016 Restated	Charitable Company 2017	2016
	£	£	£	£
Deferred income at 1 April 2016	33,521	48,232	12,664	-
Income released during the year	(33,521)	(48,232)	(12,664)	-
Income deferred in the year	15,615	33,521	-	12,664
	<hr/>	<hr/>	<hr/>	<hr/>
Deferred income at 31 March 2017	15,615	33,521	-	12,664
	<hr/>	<hr/>	<hr/>	<hr/>

## SOCIAL CARE IN ACTION

NOTES TO THE FINANCIAL STATEMENTS  
(CONTINUED)FOR THE YEAR ENDED  
31 MARCH 2017

## 17. CREDITORS: Amounts falling due after more than one year

	Consolidated 2017	2016 Restated	Charitable Company 2017	2016
	£	£	£	£
Bank loans	30,214	555,387	-	-
Local Authority loan	24,221	-	24,221	-
Hire purchase and finance leases	90,040	180,091	-	-
Other creditors and accruals	-	121,500	-	-
Pension liability	541,115	450,541	-	-
	<hr/>	<hr/>	<hr/>	<hr/>
	685,590	1,307,519	24,221	-
	<hr/>	<hr/>	<hr/>	<hr/>

## 18. BANK LOANS

	Consolidated 2017	2016 Restated	Charitable Company 2017	2016
	£	£	£	£
Loans payable falling due within one year	524,832	51,534	-	-
Loans payable falling due in more than 1 year but less than 5 years	30,214	555,387	-	-
	<hr/>	<hr/>	<hr/>	<hr/>
<b>Total Bank Loans</b>	555,046	606,921	-	-
	<hr/>	<hr/>	<hr/>	<hr/>

During the year to 31 March 2013, two bank loans were taken out by S C A Trafalgar Dental Services at commercial rates of interest. These loans were used to finance the acquisition and refurbishment of a new surgery in Swanage, Dorset.

The first loan of £304,500 was taken out with The Royal Bank of Scotland in March 2013 and is repayable over 5 years. The Society granted a first legal charge over the freehold property.

The second loan of £250,000 was taken out with Big Issue Invest Limited in March 2013 and June 2013. This is an interest only loan and the whole of its capital is repayable on 31 March 2018. The Society granted a legal charge over the freehold property, together with a debenture over the assets of that surgery.

## SOCIAL CARE IN ACTION

NOTES TO THE FINANCIAL STATEMENTS  
(CONTINUED)FOR THE YEAR ENDED  
31 MARCH 2017

## 18. BANK LOANS (CONTINUED)

During the year to 31 March 2015 S C A Trafalgar Dental Services took out an unsecured loan of £96,625 with Shawbrook Bank Limited. The loan is repayable over 5 years and carries commercial rates of interest. The loan was used to finance the refurbishment of a new leased surgery in Portsmouth.

## 19. COMMITMENTS UNDER OTHER LONG-TERM LOANS

Future commitments under long-term loans are as follows:

	Consolidated		Charitable Company	
	2017	2016	2017	2016
		Restated		
	£	£	£	£
Amounts payable within one year	-	-	-	-
Amounts payable between 2 and 5 years	24,000	-	24,000	-
	<hr/>	<hr/>	<hr/>	<hr/>
	24,000	-	24,000	-
Add: Accrued interest and finance charges	221	-	221	-
	<hr/>	<hr/>	<hr/>	<hr/>
<b>Total Other Loans</b>	<b>24,221</b>	<b>-</b>	<b>24,221</b>	<b>-</b>
	<hr/>	<hr/>	<hr/>	<hr/>

Long-term loans are analysed as follows:

	Consolidated		Charitable Company	
	2017	2016	2017	2016
		Restated		
	£	£	£	£
Current obligations	-	-	-	-
Non-current obligations	24,221	-	24,221	-
	<hr/>	<hr/>	<hr/>	<hr/>
	24,221	-	24,221	-
	<hr/>	<hr/>	<hr/>	<hr/>

During the year Social Care in Action took over the operation of the Cobbett Road Library in Southampton from the local authority. Southampton City Council provided a loan of £24,000 to cover the running costs for the first year of operation. This loan is repayable commencing June 2019 over a 3 year period. Interest is accruing at a rate of 2.0%.

## SOCIAL CARE IN ACTION

NOTES TO THE FINANCIAL STATEMENTS  
(CONTINUED)FOR THE YEAR ENDED  
31 MARCH 201720. COMMITMENTS UNDER HIRE PURCHASE  
AND FINANCE LEASE AGREEMENTS

	Consolidated		Charitable Company	
	2017	2016	2017	2016
	£	Restated £	£	£
Future commitments under hire purchase and finance lease agreements are as follows:				
Amounts payable within one year	95,079	116,440	-	-
Amounts payable between 2 and 5 years	113,256	177,611	-	-
	<hr/>	<hr/>	<hr/>	<hr/>
	208,335	294,051	-	-
Less: Interest and finance charges relating to future periods	(25,923)	(38,830)	-	-
	<hr/>	<hr/>	<hr/>	<hr/>
	182,412	255,221	-	-
	<hr/>	<hr/>	<hr/>	<hr/>
Hire purchase and finance lease agreements are analysed as follows:				
Current obligations	92,372	75,130	-	-
Non-current obligations	90,040	180,091	-	-
	<hr/>	<hr/>	<hr/>	<hr/>
	182,412	255,221	-	-
	<hr/>	<hr/>	<hr/>	<hr/>

## SOCIAL CARE IN ACTION

NOTES TO THE FINANCIAL STATEMENTS  
(CONTINUED)FOR THE YEAR ENDED  
31 MARCH 2017

## 21. COMMITMENTS FOR PENSION PAYMENTS

Future commitments under pension agreements are as follows:

	Consolidated		Charitable Company	
	2017	2016	2017	2016
		Restated		
	£	£	£	£
Amounts payable within 1 year	23,600	16,100	-	-
Amounts payable between 2-5 years	104,700	82,100	-	-
Amounts payable after 5 years	536,900	456,600	-	-
	<hr/>	<hr/>	<hr/>	<hr/>
	665,200	554,800	-	-
Less: Interest and finance charges relating to future periods	(100,485)	(88,159)	-	-
	<hr/>	<hr/>	<hr/>	<hr/>
	564,715	466,641	-	-
	<hr/>	<hr/>	<hr/>	<hr/>

Pension commitments are analysed as follows:

	Consolidated		Charitable Company	
	2017	2016	2017	2016
		Restated		
	£	£	£	£
Current obligations	23,600	16,100	-	-
Non-current obligations	541,115	450,541	-	-
	<hr/>	<hr/>	<hr/>	<hr/>
	564,715	466,641	-	-
	<hr/>	<hr/>	<hr/>	<hr/>

## SOCIAL CARE IN ACTION

NOTES TO THE FINANCIAL STATEMENTS  
(CONTINUED)FOR THE YEAR ENDED  
31 MARCH 2017

## 22. ANALYSIS OF NET ASSETS BETWEEN FUNDS

	Unrestricted Funds 2017 £	Restricted Funds 2017 £	Total Funds 2017 £	Total Funds 2016 Restated £
<b>Consolidated</b>				
Tangible fixed assets	1,873,156	-	1,873,156	1,247,835
Intangible assets	40,000	-	40,000	50,000
Current assets	2,546,167	23,490	2,569,657	2,184,899
Current liabilities	(1,935,856)	-	(1,935,856)	(1,502,455)
Long term liabilities	(685,590)	-	(685,590)	(1,307,519)
Net assets at 31 March 2017	1,837,877	23,490	1,861,367	672,760
<b>Charitable Company</b>				
Tangible fixed assets	32,562	-	32,562	10,191
Investments	4	-	4	4
Current assets	595,414	23,490	618,904	620,959
Current liabilities	(443,843)	-	(443,843)	(522,135)
Liabilities due after one year	(24,221)	-	(24,221)	-
Net assets at 31 March 2017	159,916	23,490	183,406	109,019

## 23. MEMBERS' SHARES

During the year the following movements took place in respect of members' shares:

	Consolidated 2017 £	Consolidated 2016 Restated £	Charitable Company 2017 £	Charitable Company 2016 £
At 1 April 2016	26	27	-	-
Admitted during the year	2	1	-	-
Ceased during the year	(10)	(2)	-	-
At 31 March 2017	18	26	-	-

## SOCIAL CARE IN ACTION

NOTES TO THE FINANCIAL STATEMENTS  
(CONTINUED)FOR THE YEAR ENDED  
31 MARCH 2017

## 24. ANALYSIS OF CHARITABLE FUNDS

	At 01.04.16 Restated £	Incoming Resources £	Outgoing Resources £	At 31.03.17 £
<b>Consolidated</b>				
<u>Analysis of Movements in Unrestricted Funds</u>				
General funds	672,734	8,515,533	7,571,937	1,616,330
Revaluation reserve	-	223,226	1,697	221,529
Total Unrestricted Funds	672,734	8,738,759	7,573,634	1,837,859
<u>Analysis of Movements in Restricted Funds</u>				
Impact Readiness fund	-	43,596	27,508	16,088
Hardship fund	-	3,886	320	3,566
Mildred Anne Reynolds fund	-	5,000	1,164	3,836
	-	52,482	28,992	23,490
Total Funds	672,734	8,791,241	7,602,626	1,861,349
<b>Charitable Company</b>				
<u>Analysis of Movements in Unrestricted Funds</u>				
General funds	109,019	838,965	788,068	159,916
Total Unrestricted Funds	109,019	838,965	788,068	159,916
<u>Analysis of Movements in Restricted Funds</u>				
Impact Readiness fund	-	43,596	27,508	16,088
Hardship fund	-	3,886	320	3,566
Mildred Anne Reynolds fund	-	5,000	1,164	3,836
	-	52,482	28,992	23,490
Total Funds	109,019	891,447	817,060	183,406

## SOCIAL CARE IN ACTION

NOTES TO THE FINANCIAL STATEMENTS  
(CONTINUED)FOR THE YEAR ENDED  
31 MARCH 2017

## 24. ANALYSIS OF CHARITABLE FUNDS (CONTINUED)

**Unrestricted Funds**

Unrestricted Funds comprise those funds which trustees are free to use in accordance with the Charitable Company's charitable objects.

The Revaluation Reserve relates to freehold property revaluations which arose in Options Wellbeing Trusts Financial Statements before its merger with Social Care in Action on 31 May 2016.

**Restricted Funds**

Restricted Funds are funds which have been given for particular purposes and projects. The Restricted Funds must be used for the specific purpose as laid down by the donor.

*Impact Readiness Fund* - Social Care in Action has received a grant of £43,596 from the Big Lottery/Cogent Ventures to prepare for and implement a tool for measuring the benefits and impact on society when delivering its services to the community.

*Hardship Fund* - Social Care in Action has received funds to provide services to the community during the Christmas period.

*Mildred Anne Reynolds Fund* - Social Care in Action received a gift of £5,000 to fund the introduction of new activities to the health and wellbeing centre operated by S C A Fenwick 2 Limited.

## 25. PRIOR YEAR ADJUSTMENT

S C A Care operates a defined benefit pension scheme within a multi-employer plan, operated by Hampshire County Council. Sufficient information is not available to measure the net defined liability of its obligation under the defined benefit plan.

S C A Care has, during the year, entered into a commitment to fund the deficit by way of contributions calculated by Hampshire County Council, with effect from 1 April 2015.

The commitment arising on that date was £466,641. This commitment has been incorporated as a prior year adjustment in the 31 March 2016 comparative figures, leading to 2016 being restated in these Financial Statements.

## SOCIAL CARE IN ACTION

NOTES TO THE FINANCIAL STATEMENTS  
(CONTINUED)FOR THE YEAR ENDED  
31 MARCH 2017

## 26. RECONCILIATION OF MOVEMENT IN FUNDS (PRIOR YEAR ADJUSTMENT)

As a result of the incorporation of the pension deficit of S C A Care as a prior year adjustment, the funds at 31 March 2016 have been restated.

Consolidated	2016 Unrestricted Funds £	2016 Total Funds £
Funds reported previously	1,139,375	1,139,375
Prior year adjustment: Pension deficit	(466,641)	(466,641)
	—	—
Funds restated	£672,734	£672,734
	—	—

## 27. PENSION COSTS

S C A Care operates a defined benefit pension scheme within a multi-employer plan, operated by Hampshire County Council. Sufficient information is not available to measure the net defined liability for its obligation under the defined benefit plan. S C A Care has, therefore, accounted for the pension as if it was a defined contribution scheme.

S C A Care has, during the year, entered into a commitment to fund the deficit by way of contributions over the next 20 years. The commitment arising of £466,641, calculated at 1 April 2015, has been incorporated as a prior year adjustment with the 31 March 2016 figures being restated as a result.

Options Wellbeing Trust participates in the Hampshire County Council pension scheme, which is a multi-employer defined benefit scheme.

Options Wellbeing Trust contributes to their scheme for one current employee.

Sufficient information is not available to measure the net defined liability for its obligations under the defined benefit pension scheme.

In the year to 31 March 2017, Options Wellbeing Trust entered into a commitment to fund a deficit on this pension scheme by way of contributions calculated by Hampshire County Council. The commitment entered into was £109,137 over a 25 year period.

At 31 March 2017 the commitment outstanding was £107,174.

The potential liability arising on the pension scheme will not crystallize whilst there is at least one contributing member to the pension scheme but will crystallize if Options Wellbeing Trust decides to leave the pension scheme permanently.

## SOCIAL CARE IN ACTION

NOTES TO THE FINANCIAL STATEMENTS  
(CONTINUED)FOR THE YEAR ENDED  
31 MARCH 2017

## 28. FINANCIAL INSTRUMENTS

Financial instruments, measured at amortised cost, comprise the following:

	Consolidated		Charitable Company	
	2017	2016	2017	2016
		Restated		
	£	£	£	£
Financial assets that are debt instruments	275,860	360,079	3,600	1,717
Financial liabilities that are debt instruments:				
- Bank loans	555,046	606,921	-	-
- Other	2,000,423	2,110,286	446,590	480,106

## 29. CONTINGENT LIABILITIES

The charitable company had no contingent liabilities as at 31 March 2017 (2016 - £nil).

## 30. CAPITAL COMMITMENTS

The charitable company had no authorised capital commitments at 31 March 2017 (2016 - £nil).

## 31. POST BALANCE SHEET EVENTS

The charitable company has no post Balance Sheet events at 31 March 2017.

In May 2016 the charitable company merged with Options Wellbeing Trust, a charitable company registered in England and Wales. This merger had no impact on the Balance Sheet at 31 March 2016.

## 32. RELATED PARTIES

Social Care in Action is a member of the S C A group of social enterprises. The other members of the S C A group of social enterprises are S C A Care, S C A Transport Services, S C A Trafalgar Dental Services, S C A Fenwick 2 Limited, Options Wellbeing Trust and Southampton Healthy Living. All charitable companies and registered societies of the S C A group of social enterprises are operated and managed on a unified basis.

## SOCIAL CARE IN ACTION

NOTES TO THE FINANCIAL STATEMENTS  
(CONTINUED)FOR THE YEAR ENDED  
31 MARCH 2017

## 32. RELATED PARTIES (CONTINUED)

On 14 March 2013 Social Care in Action agreed to a guarantee and indemnity in favour of the Big Issue Social Enterprise Fund L P, who had agreed a loan facility of £250,000 to S C A Trafalgar Dental Services.

During the year Social Care in Action undertook transactions with the related societies in the normal course of activities.

At 31 March 2017, Social Care in Action (parent) had a number of outstanding balances with related societies as follows:

	2017 £	2016 £
<b>Debtors</b>		
S C A Transport Services	24,489	66,062
S C A Trafalgar Dental Services	4,018	108,383
S C A Fenwick 2 Limited	10,000	23,839
Southampton Healthy Living	17,044	-
<b>Creditors</b>		
S C A Care	361,292	422,263

## 33. RECONCILIATION OF NET INCOME TO NET CASH FLOW FROM OPERATING ACTIVITIES

	Consolidated 2017 £	2016 Restated £	Charitable Company 2017 £	2016 £
Net income/(expenditure) for the year as per The Statement of Financial Activities	1,188,615	(301,987)	74,387	99,167
Adjustments for:				
Depreciation charges	209,167	225,642	6,429	3,458
Amortisation charges	10,000	10,000	-	-
(Gain)/Loss on disposal of fixed assets	(84,722)	12,417	-	-
(Increase) in stock	(3,987)	(2,302)	-	-
Decrease/(Increase) in debtors	11,198	571,726	130,205	(2,587)
(Decrease)/Increase in creditors	(39,718)	52,210	(78,071)	125,990
Acquisition of property on merger	(786,425)	-	-	-
<b>Net cash provided by operating activities</b>	<b>504,128</b>	<b>567,706</b>	<b>132,950</b>	<b>226,028</b>

## SOCIAL CARE IN ACTION

NOTES TO THE FINANCIAL STATEMENTS  
(CONTINUED)FOR THE YEAR ENDED  
31 MARCH 2017

## 34. ANALYSIS OF CASH AND CASH EQUIVALENTS

	Consolidated		Charitable Company	
	2017	2016	2017	2016
		Restated		
	£	£	£	£
Cash at bank and in hand	1,995,076	1,554,981	517,173	389,023
	<hr/>	<hr/>	<hr/>	<hr/>
<b>Total cash and cash equivalents</b>	<b>1,995,076</b>	<b>1,554,981</b>	<b>517,173</b>	<b>389,023</b>
	<hr/>	<hr/>	<hr/>	<hr/>

## 35. LEGAL STATUS OF THE CHARITABLE COMPANY

The charitable company, Social Care in Action, is limited by guarantee and has no share capital. The liability of each member, in the event of winding-up, is limited to £1.

## 36. ULTIMATE CONTROL

Social Care in Action is a member of the S C A group of social enterprises. The other members of the S C A group of social enterprises are S C A Care, S C A Transport Services, S C A Trafalgar Dental Services, S C A Fenwick 2 Limited, Options Wellbeing Trust and Southampton Healthy Living. All charitable companies and registered societies of the S C A group of social enterprises are operated and managed on a unified basis.

Social Care in Action is deemed to ultimately be the parent body of the S C A group of social enterprises as the charitable company can exercise dominant influence over the Registered Societies and charitable companies within the S C A group of social enterprises.